



LIPOSOMAL PRODUCTS | APPLICATIONS OF  
LIPOSOMES IN DRUG DELIVERY SYSTEMS

# MICROENCAPSULATION



**GIBMEC**

The MVP Generator -  
Innovative Biotech & Microfabrication  
Engineering Collaboration

## WHAT IS MICROENCAPSULATION ?

*When it comes to the precise administration of small-molecule medicines, vaccines, and genes, Liposomal drug delivery systems are among the most reliable options. Products derived from lipid bilayers – known as liposomal products – have the ability to deliver hydrophilic and hydrophobic medications, including those used to treat cancer, bacterial and fungal infections, immunomodulation, diagnostics, ophthalmology, vaccinations, enzymes, and genetic elements. The creation of liposomes leads to distinct changes in the characteristics shared by these systems.*



## ABOUT GIBMEC STARTUP


*GIBMEC is a cutting-edge technology startup that creates specialized MVPs in the design and development of Microfluidic devices, and Microfluidic chips for a variety of applications including biomedical research, drug discovery, and diagnostics. Our devices are designed to provide accurate, reliable, and efficient results to our audience Interested in investing or becoming customers.*

*more in <https://www.gibmec.com>*

# ADVANTAGES OF MICROFLUIDIC METHOD



*Protect the API*




*Control API Release*



*Target drug delivery to the site of disease*



*Enhance solubility and bioavailability*



## CONVENTIONAL METHODS

*Lack consistency > poor quality  
Laborious/slow/low throughput  
Difficult to scale-up  
Requires expertise/skill*

VS.

## MICROFLUIDIC METHOD

*Controlled and consistent size  
Continuous high throughput  
Highly scalable  
User friendly*

## LIPOSOMAL PRODUCTS IN DRUG DELIVERY SYSTEMS



GIBMEC  
The MVP Generator -  
Innovative Biotech & Microfabrication  
Engineering Collaboration

*When it comes to the precise administration of small-molecule medicines, vaccines, and genes, Liposomal drug delivery systems are among the most reliable options. Products derived from lipid bilayers – known as liposomal products – have the ability to deliver hydrophilic and hydrophobic medications, including those used to treat cancer, bacterial and fungal infections, immunomodulation, diagnostics, ophthalmology, vaccinations, enzymes, and genetic elements. The creation of liposomes leads to distinct changes in the characteristics shared by these systems.*






**GIBMEC**  
The MVP Generator -  
Innovative Biotech & Microfabrication  
Engineering Collaboration

## WHAT ARE LIPOSOMAL PRODUCTS, AND WHY ARE THEY PROFITABLE

*Targeted delivery of small-molecule medicines, vaccines, and genes may be accomplished with great success using liposomal products. A medicinal preparation known as a liposomal contains the active substance inside microscopic particles that resemble fat. Liposomal preparations are also known as liposomes. This form is more straightforward for the body to absorb, which enables more of the medicine to reach the part of the body that needs it, like a tumor. Liposomal drugs have the potential to have fewer adverse effects and to function more effectively than other versions of the drug.*

*In general, non-liposomal drugs have poor absorption and bioavailability, which is something that has been well-documented in clinical settings. Liposome technology makes it possible to have better nutrient absorption and greater bioavailability. Dry liposomal powder solutions, like other liposomal products, also make it possible to have this increased bioavailability. When it comes to minerals like vitamin C, vitamin D, and curcumin, liposomal administration is one of the most effective methods available. The following is a list of some of the several nutrients that are accessible in this form:*

- + Vitamin C**
- + Vitamin D**
- + B vitamins**
- + Turmeric**
- + Glutathione**
- + Co-Enzyme Q10**





GIBMEC  
The MVP Generator -  
Innovative Biotech & Microfabrication  
Engineering Collaboration





**GIBMEC**  
The MVP Generator -  
Innovative Biotech & Microfabrication  
Engineering Collaboration

## BY GIBMEC :

### \* NANO-ENCAPSULATED CURCUMIN

*PDI: 0.05 to 0.15 (from DLS)*



*Drug Loading: 80%*

*No sedimentation after 8 months*

### \* NANO-ENCAPSULATED OREGANO ESSENTIAL OIL

*PDI: 0.15 (from DLS)*



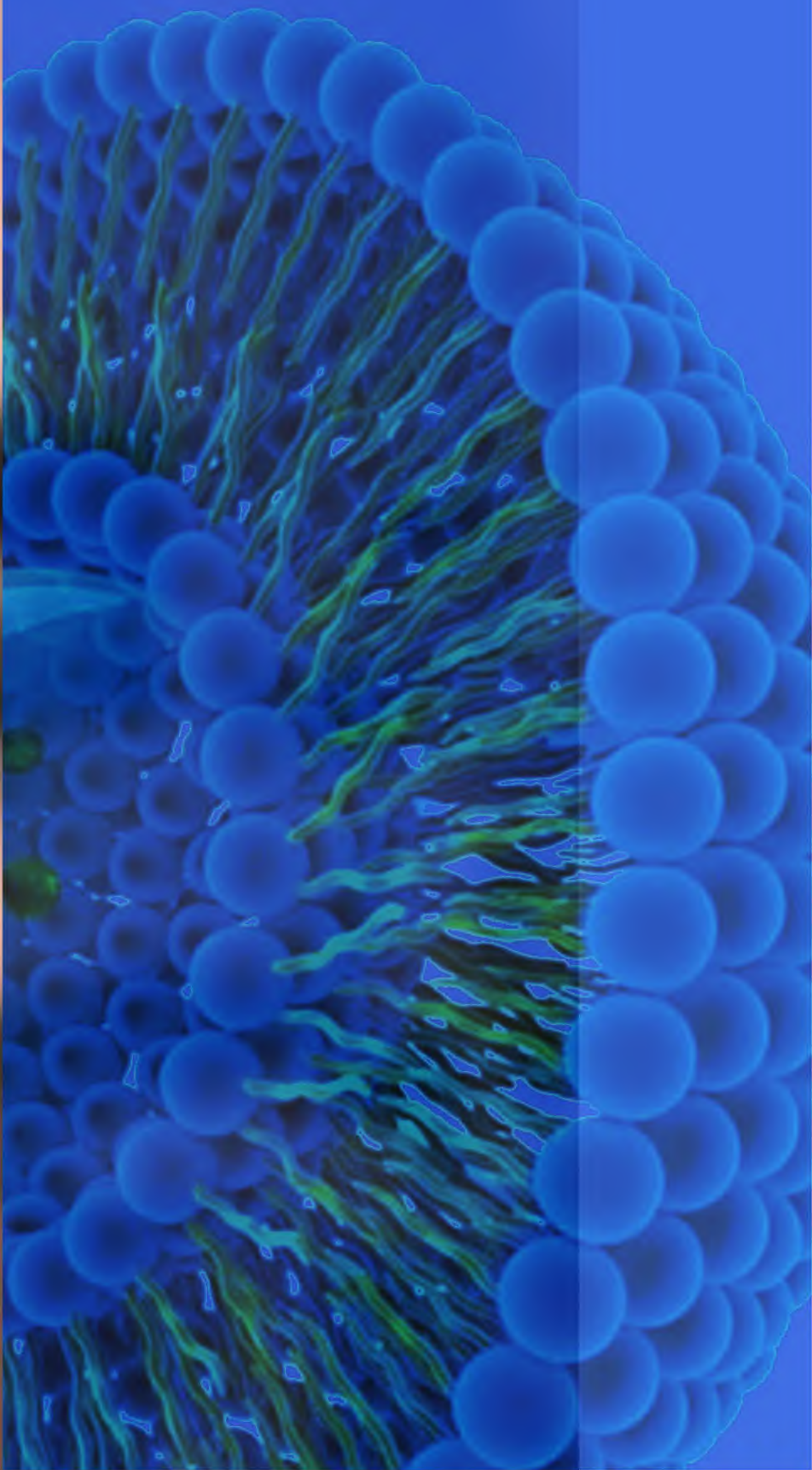
*Drug Loading: 70%*





GIBMEC  
The MVP Generator -  
Innovative Biotech & Microfabrication  
Engineering Collaboration

# GIBMEC DEVICE VIEW .







PARAMETER	DESCRIPTION	SPECIFICATION
Number of modules	2 pcs	level up based on customer's requirement
HMI	7-inch screen	
Dimension	Height: 150 Cm length: 60 Cm width: 60 Cm	
Number of vessels	2	level up based on customer's requirement
Vessel capacity	120 CC	capacity could be modified according to customer's order
Maximum injection pressure	400 Bar	
Minimum injection flow rate	0.001 cc per minute	
Maximum injection flow rate	20 cc per minute	Could be level up to 80 cc per minute
Power	220 V- 10 A	
Variable valve	3-2 (600 bar)	
Accessories	Heater	Fluid with high viscosity can be preheating before injection





**Headquarter :**  
**GIBMEC STARTUP**



Office : 1411, Tamani art building,  
Business bay, Dubai  
Tel: +971-55-3369598

LIPOSOMAL PRODUCTS| APPLICATIONS OF  
LIPOSOMES IN DRUG DELIVERY SYSTEMS

## MICROENCAPSULATION



**GIBMEC**

The MVP Generator -  
Innovative Biotech & Microfabrication  
Engineering Collaboration